

*LBC*  
*Chief of Officials*  
*Manual*



Created By,  
Brent Venegas, Officials Task Force Member  
Patricia Pliner, Wisconsin Chief of Officials  
July 2010

Hello Everyone,

In an effort to bring some consistency throughout the Boxing community, the National Officials Task Force created this quick guide to assist you with carrying out your daily responsibilities.

In this role, you need to have a strong resolve because the LBC Chief of Officials (COO) is one of the most challenging positions in the LBC. Some of your many responsibilities are: 1) to create a safe and level playing field for all boxers regardless of age, weight or gender; 2) conduct clinics and the continuous education of officials; 3) record keeping of all the officials in your LBC and; 4) approving bouts making sure they meet all the standards set forth by USA Boxing. It is important that you are always up to date with any rule changes.

I would like to give a **SPECIAL THANKS** to Richard Trindle and Daryl Van Note for their contribution to Brent Venegas and Patricia Pliner in the creation of this manual.

Last but not least ALWAYS be fair to your officials and set them up to succeed.


Angel Villarreal

*Angel Villarreal*

National Chief of Officials  
9303 W. Lincoln Ave.  
Milwaukee, WI 53227  
Home: 414-546-0762  
Cell: 414-550-9028  
[algvillarreal@yahoo.com](mailto:algvillarreal@yahoo.com)

## Table of Contents

<b>Education, Clinic &amp; Testing, Record Keeping</b> .....	<b>1</b>
<b>Officials Proficiency Levels</b> .....	<b>6</b>
<b>Training Officials – Mentoring &amp; Critiquing</b> .....	<b>8</b>
<b>Local Boxing Show Guidelines</b> .....	<b>10</b>
<b>Passbook</b> .....	<b>36</b>
<b>Miscellaneous Forms</b> .....	<b>41</b>
<b>Index</b> .....	<b>50</b>



**Education – Clinics & Testing**

## **The LBC Chief of Officials (COO)**

Each LBC shall have a Chief of Officials. It shall be an elected position by the Local Board of Governors. The LBC may be divided into sub-districts and assign or call for appointment of a sub-district chief of Officials.

The responsibility of the COO is basically to recruit, train, assign, inform, and keep records of the LBC Officials, along with enforcing the rules of competition to ensure the safety of the athletes, and fair play.

## **Member Officials**

Officials and non-athlete members who are responsible for and/or enforce USA Boxing policy, rules, regulations, etc., must be registered; referees, judges, timekeepers, computer technicians, weigh masters, physicians, inspectors, clerks, glove stewards, competition directors/administrators, draw masters, trainers, coaches, etc.

All certified officials are **required to have a passbook** for all USA Boxing sanctioned events before they are allowed to work at their capacity as a referee/judge/timekeeper.

Each LBC is responsible for the recruitment of its officials. This calls for being resourceful! It can be done by asking friends and family of the boxing community, or handing out flyers at local shows with info on how to become an official. Communicating with other LBC COO's can help with recruiting ideas.

## **Education/Clinics & Testing**

1. The administrative requirements that each Official should be concerned with are: Registration, Certification, and Maintenance. Registration is required annually as of January 1<sup>st</sup>. Certification is achieved by attending an official's certification clinic and is required every 24 months from the date of the previous certification clinic. Maintenance testing is required every 24 months from the date of the previous maintenance exam in order to maintain their particular level, i.e. 1, 2, 3. Refer to page 6, of this manual for Officials Proficiency Levels.
2. All Officials must attend a standardized USA Boxing certification program (clinic) under the direction/responsibility of the LBC Chief of Officials. (The LBC President must approve all clinics).
3. The standardized clinic material is on a PowerPoint presentation and available to Clinicians through the National Chief of Officials. Familiarize yourself with it.
4. Each LBC is REQUIRED to give at least 1 Officials Clinic per year. The LBC should offer as many Officials Clinics as reasonably possible to keep their officials in compliance and informed.
5. The Certification period is good for 24 months. Officials must Re-Certify within that time frame. All officials, still, must take the Level 1, 2, or 3, tests to maintain their status.
6. **Officials Clinic Request Form** As of August 2009 any LBC planning to conduct an Officials Clinic must request an Officials Certification/Re-Certification Clinic Control Number (OCN) from USA Boxing, (Membership Service), in order to conduct a valid Officials Clinic. The Clinic request form must be submitted two weeks or more in advance. It must be signed by both the LBC President and the LBC Chief of Officials.
7. The Clinician must enter the OCN in;
  - a) The Officials Passbook, (record of clinics, seminars, and testing).
  - b) The **Officials Certification/Maintenance/Elevation Form**, which each official must turn in to his/her COO.
  - c) The **Clinic Certification Transmittal Form** which must be sent to USA Boxing, (Membership Services) by the LBC COO.
8. The LBC Chief of Officials and the LBC President shall have a list of Qualified Clinicians to conduct clinics in the LBC. Qualified Clinicians would be an AIBA Partner, a successful graduate of Train the Trainer, or another qualified official agreed upon by the President and COO.
9. The LBC COO should also participate in all Coaches Clinics in the LBC.
10. All officials are required to take a Level Test to maintain their elevation status.
11. The Test is good for 24 months and must be renewed within this time frame.

12. The Level 1, 2, and 3 Tests, and Keys, are available through the National Chief of Officials. These will only be given out to qualified clinicians for the level they are approved to give.
13. All Clinicians can give the Level 1 test which will be available at the LBC Clinics.
14. An AIBA must give the Level 2 Test which may be given at the LBC Clinic, (If an AIBA is the clinician), and should be available at all Regional Tournaments, (without a clinic, testing only).
15. An AIBA must give the Level 3 Test which is only available at National Tournaments, (testing only), or may be available at a special USA Boxing event.
16. All levels of testing must be recorded in the Officials Passbook and signed by the clinician (record of clinics, seminars, and testing).
17. At each Clinic and/or Testing event an Officials Sign –In Sheet should be used to document each individuals information i. e., registration #, address, phone, etc. It may be helpful to also record e-mail addresses.
18. Each Official attending a Clinic and/or Testing must be given an **Officials Certification/Maintenance/Elevation Form** to fill out. This is a new form for 2010 for all level's and replaces the old Certification and Maintenance forms. For Clinics the OCN must be recorded on the form. (Testing only does not require an OCN). The LBC COO must keep a copy and send to USA Boxing, Membership Services, One Olympic Plaza, Colorado Springs, CO 80909, E-mail: [lsmith@usaboxing.org](mailto:lsmith@usaboxing.org), Phone: (719) 866-2311
19. All Level 3 forms must also be sent to USA Boxing Officials Task Force member Jeanne DePriest at 6894 Algonquin Dr, Loveland, CO 80537. E-mail [jhd4boxing@msn.com](mailto:jhd4boxing@msn.com) , Phone 970-978-5188
20. Upon completion of a clinic and/or testing the LBC COO must complete a **Clinic Certification Transmittal**. There is a transmittal to record all Level 1's and another transmittal to record all Level 2 & 3's. These transmittal forms must be kept in the LBC COO's records and a copy must go to USA Boxing (Membership Services).
21. Each LBC Chief of Officials should keep orderly records of the Officials in their LBC. You will need to keep track of each official's certification date, their level, what capacity they can work, and if they are registered for the current year.
22. The LBC COO should keep a Directory of all LBC officials with addresses, phone numbers, and e-mail.



## Officials Proficiency Levels

## **Officials Proficiency Levels**

### **1. Level 1 Requirements**

- a. Registered member for at least 12 months
- b. Proof of Certification within last 24 months
- c. Certified Timekeeper
- d. Passed Level 1 exam with 70% or better
- e. Verified by Officials Passbook
- f. Active at LBC Competitions (as defined and published by LBC) and had satisfactory performance

### **2. Level 1 Maintenance**

- a. Take Level 1 exam every 24 months
- b. Registered member
- c. Proof of Certification within last 24 months
- d. Active at LBC Competitions (as defined and published by LBC) and had satisfactory performance

### **3. Level 2 requirements**

- a. Registered member for at least 24 months
- b. Proof of Certification within the last 24 months
- c. Officiated at an Association and Regional advancing tournament
- d. Passed Level 2 exam with an 80% or better
- e. Level 1 for 12 months
- f. Active at LBC Competitions (as defined and published by the LBC) and had satisfactory performance

### **4. Level 2 Maintenance**

- a. Take Level 2 exam every 24 months
- b. Registered member
- c. Proof of Certification within last 24 months
- d. Worked at minimum a Regional advancing tournament within last 24 months
- e. Active at LBC Competitions (as defined and published by the LBC) and had satisfactory performance

### **5. Level 3 Requirements**

- a. Registered member for at least 36 months
- b. Proof of Certification within last 24 months
- c. A Level 2 official for a minimum of 24 months
- d. Officiated at Regional and/or National level for a minimum of 3 years
- e. Passed Level 3 exam with a 90% or better
- f. Active at LBC Competitions (as defined and published by the LBC) and had satisfactory performance

### **6. Level 3 Maintenance**

- a. Take Level 3 exam every 24 months
- b. Registered member
- c. Proof of Certification within last 24 months
- d. Worked at minimum a National tournament within last 24 months
- e. Active at LBC Competitions (as defined and published by the LBC) and had satisfactory performance

## **MAINTENANCE FOR ALL LEVELS**

Failure to meet maintenance requirements will drop an individual down one level until maintenance requirements are met.

### **USA Master Officials**

1. The USA Master Officials program is for those officials that have served worldwide or on a national level distinguished and honorable manner for a minimum of 10 years.
2. An Official must complete the Master Officials Application Form and the LBC COO must turn it in to the Officials Task Force for acceptance. A Master patch will be given to these officials.
3. Master Official's criteria: National level officials must have reached the age of 60 and met year's time requirement.
4. Master AIBA Official: An AIBA Official who has been on the Bureau list for a minimum of 10 years, no age requirement.
5. Master Officials shall meet all requirements for testing, certification, and proficiency level as established by USA Boxing Rules.

### **Level Patches**

Each Official shall be given 1 level patch upon elevation to a new level by the LBC COO. Extra Patches are available from the LBC COO for a cost of \$5.00. The level 1, 2 & 3 Patches and Master Patches are available from USA Boxing Task Force Member Jeanne DePriest. You should purchase some ahead to have on hand.



**Training Officials – Mentoring & Critiquing**

### **Training Officials – Mentoring & Critiquing**

1. It is the responsibility of the LBC COO to see that their officials are properly trained. Enlist the help of your more experienced officials to Mentor a new official and Critique them along the way.
2. It is a good idea to start them out in the beginning, with working weigh-ins, learning matchmaking & bracketing, preparing a bout sheet & scorecards, assignment sheets, ring set-up, and glove table. Then show them how to clerk, time keep, and judge. When they have more experience then they can referee.
3. Remember that each official will advance at different levels. Some may only want to be a clerk; some may want to do everything. Some may only want to work local shows and some may want to travel to National Tournaments.
4. Critique the officials or have another experienced official do it. Always try to end the critique on a positive note.
5. Have an experienced referee critique the referees.



## **Local Boxing Show Guidelines**

### **Assigning Officials**

1. Assigning of officials is the responsibility of the LBC's Chief of Officials in the territory in which the competition is being held.
2. The COO must contact their officials in advance for each show to ensure it will be properly staffed for Weigh-Ins and Competition.
3. For regional tournaments, the region committee will determine the assigning process.
4. For national events USA Boxing will assume responsibility.
5. Officials Referral Form The LBC shall recommend qualified officials and in what capacity an individual is certified to act as an official for regional and national events. This form shall be signed by both the LBC President, and LBC Chief of Officials.

### **Weigh-Ins**

1. It is the duty of the COO to enforce the rules at competition. Make sure you know them. Have your USA Boxing Rulebook on hand at all events.
2. Have a copy of the Sanction with you for each event. You can get this from your Registration Chair
3. Make sure you have enough officials to run a smooth weigh-in.
4. Officials must check boxer's passbooks, facial hair (thin line mustache only), and piercings (none allowed), before they can weigh-in. If a boxer doesn't have their passbook at weigh-in they must present it before they can box, or before their session at a tournament.
5. The LBC COO should have extra Female Forms, Release to Compete with Braces Forms, Release to Compete with Breast Implant Forms available at the weigh in if needed.
6. The Medical Form is available to use for tournaments.
7. You will also need Bracket Forms for tournaments.
8. ONLY MALE WEIGHMASTERS in the men's weigh-in, and ONLY FEMALE WEIGHMISTRESS in the female weigh-in. Boxers must weigh in their underclothing, or less.
9. Assist the Physician at the physicals. Make sure he/she knows the rules.
10. Assist with matchmaking. Give the final OK for each bout according to age, weight, and experience. Follow the Weight Differential guidelines published by USA Boxing.
11. Make a Bout Sheet, or see that a competent individual does this. Red corner vs. Blue corner, in that order. No nicknames.
12. Fill out Scorecards according to completed bout sheet. Have officials assist you in making a scorecard.
13. Check the Ring Set up; inspect the Ring (check for loose ropes, debris on the mat, etc.). First referee of the first bout inspects the ring.

14. Place scorecards on clipboards and put them and the clickers at judge's seats. You may use 3, or 5 judges, but it is always better to use 5 if you can.
15. Have plenty of pens available.
16. Have a bell, 2 time clocks, and a whistle for the Timekeeper.
17. Sit the Clerk next to the Doctor. Keep a folder with Incident Reports, Restriction Forms, Treatment Release Forms, and Insurance Forms and place it with the Clerk. If an Incident occurs you will have the paperwork at hand.
18. Have a plan in place if someone is injured. Are there EMT's on site? If not, who will call them? Have the phone number at hand. What route will be used to exit the venue? ETC.
19. Talk to the Announcer and give him information; bout sheet, officials assignment sheet, announcements to be made etc.
20. Officials Assignment Sheet This sheet is necessary for all competitions to inform each official of their duties for each bout. Whether you are COO for the event or have assigned another official to be in charge. The COO for the event must oversee the assignment of officials at competitions with the best interest of the athletes in mind.
21. You have to make sure to check for conflicts of interest; judging a relatives bout, etc.
22. Rotate officials, if you have enough, to cross train them.
23. All officials must learn to time keep at local shows.
24. Be sure to assign referees according to their experience; start out new referees with lighter weight classes.
25. Call an Officials Meeting one half hour, or more, before the show starts. Hand out assignments and bout sheets to officials. Have them check for any conflicts. Go over any new rules or USA Boxing information at this time. Ask for their input. Let the officials know you expect them to do their best for the athletes, and that you will be critiquing them through the show. Always review legal scoring blow criteria before the show.
  - a. **Scoring blows:** A scoring blow must have the force of the body behind it, and without being blocked or guarded, land directly with the knuckle part of the closed glove of either hand on any part of the front or sides of the head or body above the belt. Blows landing as described above are scoring blows. Any blow landing as a result of a foul will not count as a scoring blow. The value of blows scored in a rally of infighting shall be assessed at the end of such rally and shall be credited to the boxer who has had the better of the exchanges according to the degree of said boxer's superiority.
  - b. **Non-scoring blows:** Non-scoring blows are blows which are struck by a boxer:
    1. While infringing any of the rules;
    2. With the side, heel, or inside of the glove or with the open glove or any part other than the knuckle part of the closed glove;
    3. Which lands on the arms;
    4. Which merely connect, without the weight of the body or shoulder.

### **Glove Table**

1. Don't overlook the Glove table. An official should be assigned here to check hand wraps and sign them, and see that each boxer receives the proper size gloves according to USA Boxing Rules.
2. Check the condition of the Gloves and have a cleaning solution of 10% household bleach and water to clean the gloves.

### **Competition**

1. Do what you can to start the competition on time.
2. As COO you should be keeping a close watch on the competition, and all around the ring.
3. The COO in charge of the competition must ensure all the rules of USA Boxing are being followed.
4. The scorecards should be handed to you to check, before giving the announcer the decision.
5. If you are working as a judge or referee, have another qualified official get the scorecards from the referee to check before giving to the announcer.
6. If a judge makes a mistake on a scorecard you may take it to them to be corrected. If this happens have them initial the correction.
7. Critique the officials or have another experienced official do it. Always try to end the critique on a positive note.
8. Have an experienced referee critique the referees.

### **After Competition**

1. Sign all officials' passbooks
2. You may show the score of a bout to a coach, (not a boxer) after the competition. Do not show the officials signature.
3. You must keep the scorecards for 1 year after the event. You may want to keep your copy of the sanction and bout sheet with it.

### **COO Equipment/Supply Kit**

The LBC COO will need to keep a Supply Kit (duffel bag) with all the aforementioned equipment and forms for competition. This should include your USA BOXING RULEBOOK.

### **Recognition of LBC Officials**

You may want to present the level patch in the ring when an official is elevated or have something in place to recognize your official's efforts and achievements, i.e. This could be an annual award given at your LBC tournament or a recognition dinner for all officials to enjoy.

**Weigh-ins and matched bouts:**

1. Verify age, weight and experience. Do not overmatch a boxer and make sure that boxers are in range with the weight differentials for their weight class.
2. Making Local Matched Bouts:
  - a. Matched bouts are permitted and must be in accordance with weight limitations described as follows:

1. Weight differentials for senior matched bouts:

<b>Weight Class</b>	<b>Weight Class (lbs)</b>	<b>Weight Differential</b>
Light Flyweights	108 lbs.	8 lbs.
Flyweights	114 lbs.	8 lbs.
Bantamweights	123 lbs.	8 lbs.
Lightweights	132 lbs.	10 lbs.
Light welterweights	141 lbs.	10 lbs.
Welterweight	152 lbs.	10 lbs.
Middleweights	165 lbs.	10 lbs.
Light heavyweights	178 lbs.	15 lbs.
Heavyweights	201 lbs.	15 lbs.
Super Heavyweights	Over 201 lbs.	No Limit

2. Weight differentials for Junior Olympic matched bouts:

<b>Weight Class (lbs)</b>	<b>Weight Differential</b>
101 lbs. and under	5 lbs.
106 lbs.	7 lbs.
110 lbs.	7 lbs.
114 lbs.	7 lbs.
125 lbs.	7 lbs.
132 lbs.	9 lbs.
138 lbs.	9 lbs.
154 lbs.	9 lbs.
165 lbs.	9 lbs.
176 lbs.	12 lbs.
189 lbs.	12 lbs.
201 lbs.	12 lbs.
Over 201 lbs.	No limit

3. Weight differentials for women matched bouts:

<b>Weight Class</b>	<b>Weight Class (lbs)</b>	<b>Weight Differential</b>
Flyweights	106 lbs.	8 lbs.
Bantamweights	112 lbs.	8 lbs.
Featherweights	119 lbs.	8 lbs.
Lightweights	125 lbs.	10 lbs.
Light welterweights	132 lbs.	10 lbs.
Welterweight	141 lbs.	10 lbs.
Middleweights	152 lbs.	10 lbs.
Light heavyweights	165 lbs.	10 lbs.
Heavyweights	178 lbs.	15 lbs.
Super Heavyweights	178+ lbs.	15 lbs.

3. In matched bouts, a boxer may compete out of said boxer's weight class; however the weight differential must be that as described as above for the lighter boxer. For example, a senior male boxer weighing 164 lbs. may not box against a boxer whose weight class exceeds 174 lbs. When in doubt, always use the lighter weight and/or age for guidance.



**United States Amateur Boxing, Inc.**

**USA BOXING PHYSICAL FORM**

NAME: \_\_\_\_\_ DOB: \_\_\_\_\_ AGE: \_\_\_\_\_

ADDRESS: \_\_\_\_\_ PHONE: \_\_\_\_\_

CITY: \_\_\_\_\_ STATE: \_\_\_\_\_ ZIP CODE: \_\_\_\_\_

**HISTORY – HAS APPLICANT EVER HAD ANY OF THE FOLLOWING:**

SWOLLEN JOINTS	YES _____	NO _____	RHEUMATISM	YES _____	NO _____
FREQUENT HEADACHES	YES _____	NO _____	CHRONIC COUGH	YES _____	NO _____
SPITTING UP BLOOD	YES _____	NO _____	CONVULSIONS	YES _____	NO _____
SHORTNESS OF BREATH	YES _____	NO _____	FAINING SPELLS	YES _____	NO _____
VENEREAL DISEASE	YES _____	NO _____	DIZZY SPELLS	YES _____	NO _____
WORN OR WEAR GLASSES/CONTACT LENSES	YES _____	NO _____	BLURRED VISION	YES _____	NO _____
DIABETIC	YES _____	NO _____	EPILEPSY	YES _____	NO _____
DEBILITATING DISEASE	YES _____	NO _____	ORAL SURGERY	YES _____	NO _____

Explain any "YES" answers \_\_\_\_\_

HAS APPLICANT EVER BEEN KNOCKED UNCONSCIOUS IN ANY SPORT: YES \_\_\_\_\_ NO \_\_\_\_\_

IF "YES" , LONGEST DURATION OF UNCONSCIOUSNESS: \_\_\_\_\_

ALSO PLEASE GIVE DATE AND PARTICULARS: \_\_\_\_\_

**MILITARY SERVICE**

MILITARY SERVICE: YES \_\_\_\_\_ NO \_\_\_\_\_ TYPE OF DISCHARGE: \_\_\_\_\_

IF REJECTED, PLEASE GIVE REASON: \_\_\_\_\_

IF MEDICAL DISCHARGE, PLEASE GIVE REASON: \_\_\_\_\_

ANY HISTORY OF MENTAL ILLNESS: YES \_\_\_\_\_ NO \_\_\_\_\_

IF YES, EXPLAIN: \_\_\_\_\_

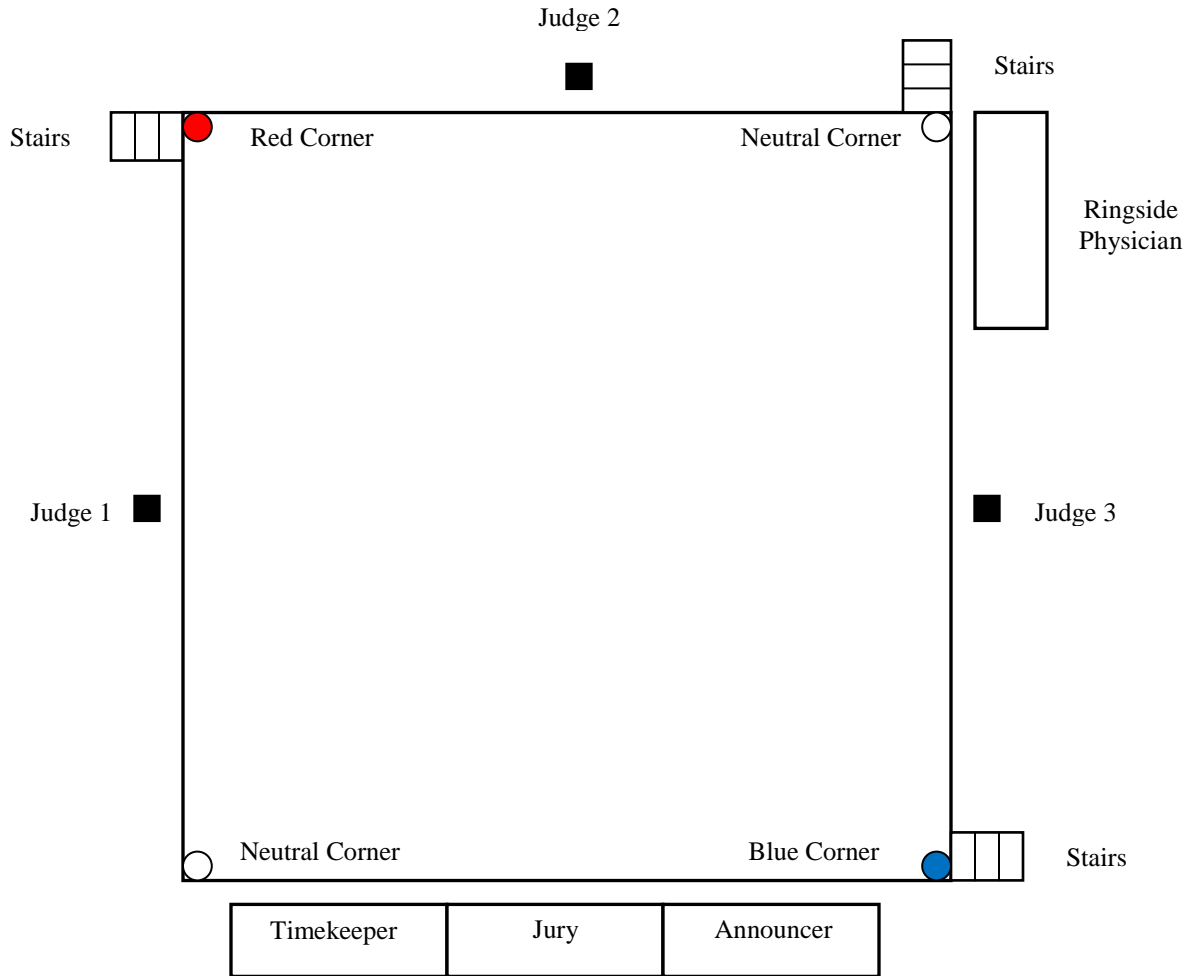
ALLERGIC REACTIONS TO ANY MEDICATIONS: YES \_\_\_\_\_ NO \_\_\_\_\_

IF YES, EXPLAIN: \_\_\_\_\_

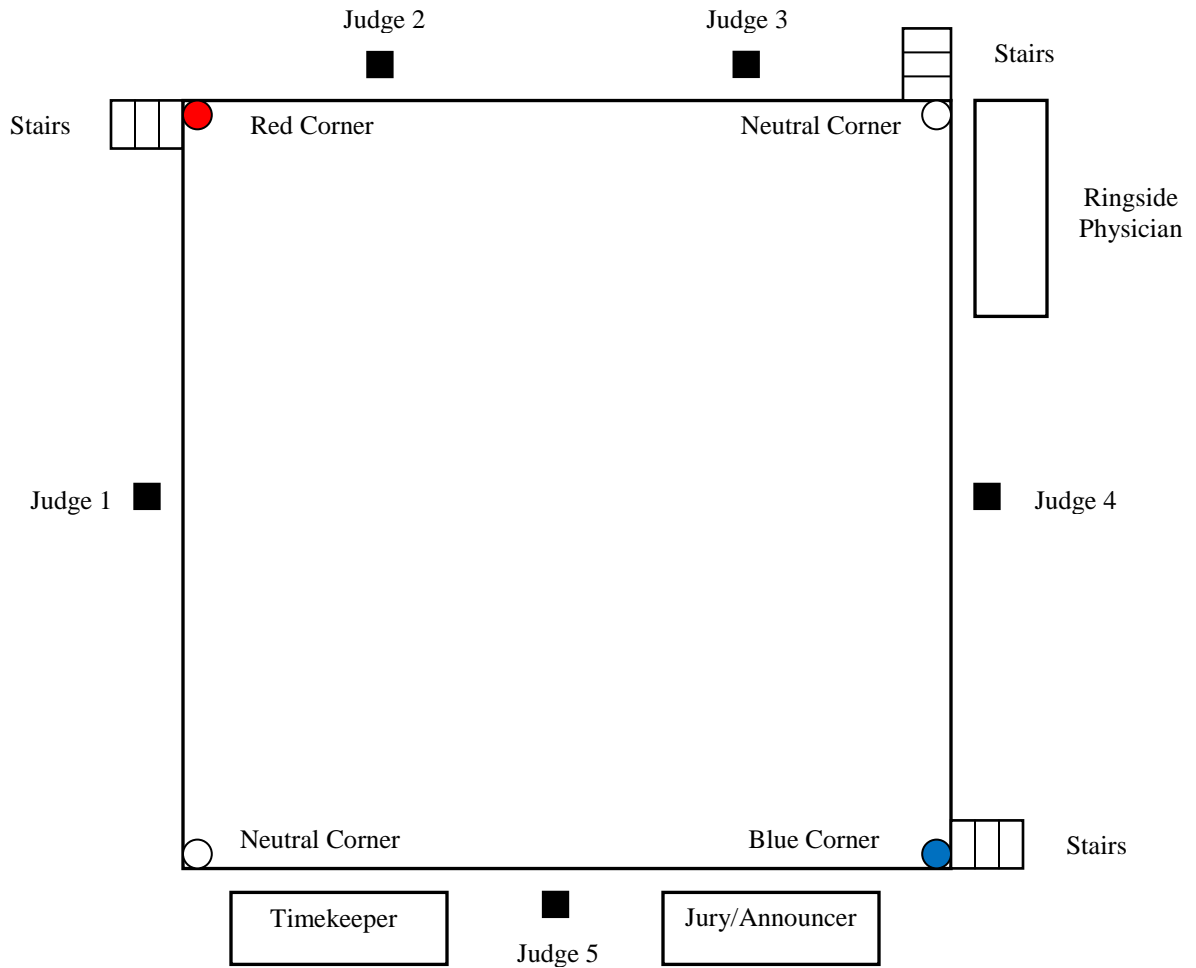
ALLERGIC REACTIONS TO ANY MEDICATIONS: YES \_\_\_\_\_ NO \_\_\_\_\_







RING SET UP FOR THREE JUDGES



RING SET UP FOR FIVE JUDGES





# United States Amateur Boxing

## BOUT SHEET

EVENT: \_\_\_\_\_ SANCTION # \_\_\_\_\_ DATE: \_\_\_\_\_

### RED CORNER

### BLUE CORNER

	NAME/CLUB	WT	AGE	TIME OF RDS.	AGE	WT	NAME/CLUB
1.							
2.							
3.							
4.							
5.							
6.							
7.							
8.							
9.							
10.							
11.							
12.							
13.							



# United States Amateur Boxing

## BOUT SHEET

EVENT: \_\_\_\_\_ SANCTION # \_\_\_\_\_ DATE: \_\_\_\_\_

### RED CORNER

### BLUE CORNER

	NAME/CLUB	WT	AGE	TIME OF RDS.	AGE	WT	NAME/CLUB
14.							
15.							
16.							
17.							
18.							
19.							
20.							
21.							
22.							
23.							
24.							
25.							
26.							



**United States Amateur Boxing**  
**OFFICIALS WORK ASSIGNMENT SHEET**

Event \_\_\_\_\_ Sanction # \_\_\_\_\_ Date: \_\_\_\_\_

Chief of Officials \_\_\_\_\_ Ringside Physician \_\_\_\_\_

<b>BOUT</b>	<b>REFEREE</b>	<b>JUDGE 1</b>	<b>JUDGE 2</b>	<b>JUDGE 3</b>	<b>TIMEKEEPER</b>	<b>CLERK</b>
1						
2						
3						
4						
5						
6						
7						
8						
9						
10						
11						
12						
13						
14						
15						
16						
17						
18						
19						
20						





# CORRECTLY FILLED SCORECARD



United States Amateur Boxing, Inc

## JUDGE'S SCORE CARD

Date: 7/10/10

Weight Class 132 lbs Bout No. 4

Red Corner		Ring Number	Blue Corner	
Name <u>Santiago Venegas</u>			Name <u>John Doe</u>	
Representing <u>Sac PAL</u>			Representing <u>ABC B.C.</u>	
Remarks	Points	Rounds	Points	Remarks
	(9+2) <b>11</b>	1	<b>8</b>	<i>W-Slapping</i>
<i>W-Holding</i>	<b>8</b>	2	(8+2) <b>10</b>	
	<b>10</b>	3	<b>9</b>	
		4		
	<b>29</b>	Total	<b>27</b>	

I award bout to Santiago Venegas

Referee Richard Trindle Name Daryl Van Note Signature of Judge

Points	Referee Stopped Contest		Disqualified	Retirement	No Contest	Walkover
✓	RSC	RSCH				

Note: The remarks column is used only to show "W", "X", or "J" and to indicate the type of Offense committed. The bottom portion of the score card is marked to indicate the type of decision rendered by the referee, and on those occasions where there are any decisions other than points, the round to which the contest was stopped will be indicated.

- 1). Judge signed his/her full name on the scorecard, i.e. Kevin Franklin.
- 2). Referee's full name is properly filled in, i.e. Nellie Pacheco.
- 3). Boxers correctly identified in the Red and Blue Corner with club representation filled in, i.e. Santiago Venegas representing Sac. B.C., etc.
- 4). Date properly filled in, i.e. 01/10/04.
- 5). Weight class has been properly filled in, i.e. 132 lbs.
- 6). Correct verbiage used in the remarks column, i.e. W-slapping & W-head.
- 7). End of round scores with the warnings is correctly added.
- 8). Scores are properly totaled and filled in, i.e. 29 - 27.
- 9). Judge circled the name of the winner, i.e. Santiago Venegas.
- 10). Judge wrote the winner's name on the appropriate line, i.e. Santiago Venegas.
- 11). Judge checked appropriate box for the type of decision, i.e. Points.
- 12). Judge is to **remain seated** until the verdict has been announced.

# INCORRECTLY FILLED SCORECARD



United States Amateur Boxing, Inc

## JUDGE'S SCORE CARD

Date: Saturday

Weight Class \_\_\_\_\_ Bout No. 4

Red Corner		Ring Number	Blue Corner	
Name	Representing		Name	Representing
<u>Santiago</u>	<u>Sac PAL</u>		<u>John</u>	<u>ABC B.C.</u>
Remarks	Points	Rounds	Points	Remarks
	<u>11</u>	1	<u>8</u>	<u>fouled by slapping</u>
<u>Fouled with head</u>	<u>8</u>	2	<u>10</u>	
	<u>10</u>	3	<u>9</u>	
		4		
		Total		

I award bout to Red Corner

Referee Richard Name \_\_\_\_\_ Signature of Judge Daryl

Points	Referee Stopped Contest		Disqualified	Retirement	No Contest	Walkover
<input checked="" type="checkbox"/>	RSC	RSCH				

Note: The remarks column is used only to show "W", "X", or "J" and to indicate the type of Offense committed. The bottom portion of the score card is marked to indicate the type of decision rendered by the referee, and on those occasions where there are any decisions other than points, the round to which the contest was stopped will be indicated.

- 1) Date not properly filled in, i.e. 08/01/07.
- 2) Weight class not filled in, i.e. 132 lbs.
- 3) Athlete's full name not filled in, i.e. Santiago Venegas, etc.
- 4) Representing Club not filled in, i.e. SAC. B.C., etc.
- 5) Incorrect verbiage used in the remarks column. Use only "W," "X" or "J." plus a description of the foul i.e. slapping, head, etc.
- 6) Do not put in the remarks column total of the tally counter plus the two points from a warning at the end of the round.
- 7) Scores not totaled.
- 8) Winner not circled.
- 9) Bout awarded to Red Corner. Must be filled in with athlete's full name, i.e. Santiago Venegas.
- 10) Use full name of referee, i.e. Nellie Pacheco.
- 11) Judge must sign scorecard with his/her full name.
- 12) Decision not checked off.

### **Bandages (hand wraps) and tape specifications**

- (1) The purpose of bandages is to protect a boxer's hands, not to add force to a blow.
- (2) For competitions within the United States, each boxer shall wear hand wraps that are made of cotton gauze, or soft surgical gauze, or Velpeau (Velpeau use reference (3) below).
  - (a) Cotton/soft surgical gauze – 15 yards of 2-inch gauze and a minimum of 3 feet, and a maximum of 6 feet of 1-inch adhesive tape per hand. The tape must be applied 1 inch behind the knuckles. Only  $\frac{3}{4}$  inch tape may be applied between fingers and may not cover the striking surface of the hand.



- (b) Velpeau –A boxer electing to use Velpeau is allowed to use a minimum of 3 feet, and a maximum of 6 feet of 1-inch adhesive tape per hand.
- (3) For International Competitions, each boxer shall wear hand wraps that are made of Velpeau.
  - (a) Velpeau - All weights, up to 2.5 meters (equivalent to 8 feet 2  $\frac{1}{4}$  inches), with a strip of 1-inch adhesive tape by 8 inches in length which may secure the bandages around the wrist.
- (4) Only the above substances may be used on the hand.
- (5) Bandaging should be supervised by an official specifically assigned for this purpose. Anyone officially connected with a boxing contest may have a boxer's bandages examined upon request.



## REFEREE EVALUATION

### United States Amateur Boxing



Referee's Name: \_\_\_\_\_ Date: \_\_\_\_\_

Event \_\_\_\_\_ Session \_\_\_\_\_ Ring # \_\_\_\_\_ Bout # \_\_\_\_\_

Rating System:    5 = Excellent    4 = Above Avg.    3 = Average    2 = Below Avg.    1 = Poor

Appearance/Dress, Manner	5	4	3	2	1
Mechanics – Position, Movement	5	4	3	2	1
Hand Signals – Mimic Offense, Clear, Etc.	5	4	3	2	1
Verbal Commands – Strong, Clear, Etc.	5	4	3	2	1
Knowledge & Application of the Rules	5	4	3	2	1
Safety & Control of the Bout	5	4	3	2	1

Total Points. = \_\_\_\_\_

**Bonus Points** (Maximum 1 point each)

Difficulty of the Bout = \_\_\_\_\_

Courage Under "Fire" = \_\_\_\_\_

**OVERALL PERFORMANCE**

Total Points + Bonus Points = \_\_\_\_\_

Comments: \_\_\_\_\_

---



---



---



---



---

Evaluator \_\_\_\_\_

INSTRUCTIONS TO EVALUATOR: Assume the referee is 'Average', or a 3, in each category to start. As the bout progresses, your evaluation may move up or down from there. At the conclusion of the bout, the top six categories should have a rating circled from 1 to 5. Total the six ratings and enter it into the 'TOTAL POINTS' line. This total should range from a low of 6 to a maximum of 30 points. IF the bout was unusually difficult, you may award up to 2 **bonus points**, one in each of the 'Bonus' categories. Written comments are encouraged to support your ratings.



United States Amateur Boxing, Inc.
Restriction Affidavit



Please type or print legibly

LBC Name \_\_\_\_\_ LBC Number \_\_\_\_\_ Athlete's Reg. # \_\_\_\_\_

Please be advised that \_\_\_\_\_ is restricted from competing in competitive boxing
or sparring for \_\_\_\_\_ days beginning on \_\_\_\_\_ and ending on \_\_\_\_\_
30, 90, 180 or 365 Date Date

The restriction is due to an RSCH (Referee stopped contest) rendered while said boxer was competing against
\_\_\_\_\_ at the \_\_\_\_\_ on \_\_\_\_\_
Opponent's Name Name of Event Date of Event

The restriction is due to OTHER reasons (please state) \_\_\_\_\_

\_\_\_\_\_ Issued By (LBC Name) LBC # Sanction #

Print \_\_\_\_\_ Signature \_\_\_\_\_ Date \_\_\_\_\_
Holder of Sanction

Print \_\_\_\_\_ Signature \_\_\_\_\_ Date \_\_\_\_\_
Physician

Print \_\_\_\_\_ Signature \_\_\_\_\_ Date \_\_\_\_\_
Referee



I, the undersigned, have read and understand the above and reverse side information regarding the restriction
period and agree to fully comply. Under no circumstances can the restriction period be waived or shortened.

Print \_\_\_\_\_ Signature \_\_\_\_\_ Date \_\_\_\_\_
Boxer (Optional)

Upon completion of the above restriction period, the boxer must have the medical release form on the reverse side completed
by his/her personal physician. He/she must immediately forward a copy to his/her Local Boxing Committee (LBC) president or
registration chairperson before returning to competitive boxing or sparring. Failure to do so may result in disciplinary action.

I, the undersigned, as the coach who worked the boxer's corner, will be held responsible for accompanying the boxer to his/her
home or suitable accommodation. Upon arrival, I, the coach, will present the Restriction Affidavit to a responsible adult and
then explain its use clearly and thoroughly.

Print \_\_\_\_\_ Signature \_\_\_\_\_ Date \_\_\_\_\_
Boxer's Coach

The Sanction Holder must immediately forward the passbook and two (2) copies of the form to the LBC President or LBC
Registration Chair. The LBC president or registration chair upon receipt, shall then forward one copy to:

United States Amateur Boxing, Inc.
One Olympic Plaza
Colorado Springs, CO 80909

Date of Forwarding \_\_\_\_\_ Registration Chair \_\_\_\_\_



# MEDICAL RELEASE

(To be signed by the athlete's personal physician)



I hereby state that I have fully and completely disclosed and described every part of my medical history of which I have knowledge; further, I have fully and completely disclosed all past and pre-existing injuries, or congenital defects or any and all ailments which would potentially cause me to be unable to perform as an amateur boxer or are susceptible to being aggravated. As to all of the above, of which I have not made full and complete disclosure, I hereby for myself, my heirs, executors and assigns, waive and release all right to and claim for damages I may or might have.

Signature \_\_\_\_\_ Date \_\_\_\_\_

Witness \_\_\_\_\_

I, \_\_\_\_\_, on this day have medically examined  
Examining Physician

\_\_\_\_\_  
Boxer's Name Street Address City and State

and find no medical contraindications to his/her return to competitive boxing.

- 1. The undersigned examining physician administered an EEG Yes  No
- 2. and/or an MRI or CAT Scan Yes  No

Print Physician's Name \_\_\_\_\_ Date \_\_\_\_\_

Physician's Signature \_\_\_\_\_

Address \_\_\_\_\_

The boxer who receives this Restriction Affidavit should be observed for the following symptoms during the twenty-four (24) hour period following the decision listed on the front side of this form. If any of the following symptoms occur, please contact a physician immediately.

- 1. Headache or dizziness lasting over two hour
- 2. Increasing drowsiness or loss of consciousness, following the bout, if this occurs, arouse the bout every two hours during the night following the bout
- 3. Repeated Vomiting
- 4. Blurred Vision
- 5. Mental confusion or irrational behavior
- 6. Convulsive seizure
- 7. Inability to move a limb
- 8. Excessive restlessness
- 9. Oozing of blood or watery fluid from the ears or nose
- 10. Inability to control urine or feces

Please forward a copy of the Medical Release to the LBC president or registration chairperson listed below:

# USA Boxing, Inc

## Release To Compete With Braces

USA Boxing Rule 102.6 (4) (g) Boxers who wish to compete with braces are required to have attached to their passbooks a completed Release To Compete With Braces form. This form requires the written approval of their dentist, parents and/or guardian (if under 18 years of age) and a dentist-molded mouthpiece. This includes upper and/or lower braces. Boxers competing with braces waive the right to dental coverage under the USA Boxing insurance program.

I understand the above rule and give my permission for \_\_\_\_\_  
to compete in amateur boxing. (Boxer's name)

Dentist Approval:

_____	_____
Print Name	Signature
_____	_____
Date	State License Number

Parent or Legal Guardian Approval (if boxer is a minor):

_____	_____	_____
Print Name	Signature	Date

Athlete:

_____	_____	_____
Print Name	Signature	Date

# USA Boxing, Inc

## Release To Compete With Breast Implants

Boxers who wish to compete with breast implants are required to have attached to their passbooks a completed Release To Compete With Breast Implants form. This form requires the written approval of their plastic surgeon, their primary care provider and, parent and/or guardian (if under 18 years of age). Boxers competing with breast implants will not be covered under the USA Boxing insurance program for damage to the implants, replacement of same or injury occurring from such damage.

I understand the above rule and give my permission for \_\_\_\_\_ to  
compete in amateur boxing. (Boxer's name)

Plastic Surgeon Approval:

_____ Print Name	_____ Signature
_____ Date	_____ State License Number

Primary Care Physician Approval:

_____ Print Name	_____ Signature
_____ Date	_____ State License Number

Parent or Legal Guardian Approval (if boxer is a minor):

_____ Print Name	_____ Signature	_____ Date
---------------------	--------------------	---------------

Athlete:

_____ Print Name	_____ Signature	_____ Date
---------------------	--------------------	---------------



# United States Amateur Boxing, Inc

## Female Athlete Acknowledgement

**FORM MUST BE FILLED OUT IN ITS ENTIRETY**

Name of Event: \_\_\_\_\_

Sanctioned by: \_\_\_\_\_

*(Section above to be completed by Sanction Holder)*

---

*Must be completed and signed by female athletes **each time** they compete*

Name: \_\_\_\_\_ LBC Name \_\_\_\_\_

Address: \_\_\_\_\_  
Street City Zip Code

Birth Date: \_\_\_\_\_ Passbook Validation #: \_\_\_\_\_

### Acknowledgement

**I CERTIFY THAT I AM NOT PREGNANT, NOR DO I HAVE ANY PAINFUL PELVIC DISCOMFORT SUCH SYMPTOMATIC ENDOMETRIOSIS OR OTHER CAUSES, ABNORMAL VAGINAL BLEEDING OF UNDETERMINED CAUSES (ETIOLOGY), RECENT LOSS OF MENSTRUAL PERIOD (SECONDARY AMENORRHEA), RECENT BREAST BLEEDING, RECENTLY DEVELOPED BREAST MASS, RECENT BREAST DYSFUNCTION PREVIOUSLY NOT PRESENT OR SURGICAL BREAST IMPLANTS, AND HAVE READ SECTION 101.9(4) OF USA BOXING'S RULES PERTAINING TO MY PRESENT PHYSICAL CONDITION. I FURTHER AGREE THAT I WILL IMMEDIATELY NOTIFY MY COACH, TRAINER OR OTHER LOCAL BOXING OFFICIALS IF ANY OF THE ABOVE DESCRIBED CONDITIONS SHOULD DEVELOP/APPLY.**

**(SECTION 101.9(4) OF USA BOXING'S OFFICIAL RULES IS, INCORPORATED IN THIS ACKNOWLEDGEMENT BY REFERENCE).**

I, the undersigned, have read this Acknowledgement.


Signed \_\_\_\_\_  
(Participant's Full Name)

Date \_\_\_\_\_

Signed \_\_\_\_\_  
(Participant's Legal Guardian) \*REQUIRED IF ATHLETE IS A MINOR

Date \_\_\_\_\_

**United States  
Amateur Boxing, Inc.  
(USA Boxing)**



**USA  
BOXING®**

**Official's Passbook**

How to properly enter data into passbook

(PLACE AN UPDATE PHOTO)

**Photo**

**Date Issued:** \_\_\_\_\_ *(Enter date of issue of passbook)*

**I, the undersigned fully understand that all entries made in this passbooks are correct to the best of my knowledge.**

**Any alterations or false documentations subject me to immediate disciplinary action as an affiliate of USA Boxing.**

*(Sign passbook)*

\_\_\_\_\_  
**Passbook Holder's Signature**

*(Enter current date)*

\_\_\_\_\_  
**Date**

**FILL IN THE PAGE – LEAVE NO BLANKS**

Name: Ralph Lopez

Address: 210 Wilking Way

City: Sonoma, CA

Date of birth: August 14, 1938

LBC Name: No. California Association

Region: 11

Approximate numbers of events participated in before issuance of this passbook (*If you are a new official below will be blank*)

Referee \_\_\_\_\_ Judge \_\_\_\_\_

Timekeeper \_\_\_\_\_ Clinics \_\_\_\_\_

Level of Officiating

Level	Date	Chief of Officials
1	11/26/05	<i>Marline Swallow</i>

*(PLACE YOUR REGISTRATION STICKER IN THE FIRST EMPTY SLOT BELOW)*

Year	Registration	Year	Registration
26	30101 38 1		











## Miscellaneous Forms



## USA Boxing Official's Recruitment Form

USA Boxing, Inc., is in need of amateur boxing officials. This is a volunteer opportunity, for which there is no compensation, except for the enjoyment of being involved in this great sport. All volunteers are trained in all aspects of officiating in amateur boxing. This includes learning the duties of the Glove Table, the Clerk, the Jury, the Timekeeper, the Judge, and Referee. If you are interested in becoming an official, please fill out the form below **completely** with clear **legible** print. Afterwards, return it to the official's table at ringside. You will be contacted and informed of the date of the next registration and certification clinic.

USA Boxing is a non-profit organization and all expenses you incur while participating in USA Boxing are tax deductible such as the purchase of uniforms, cost of gas, mileage and meals for each event and/or certification clinics you attend. If you have any questions, please feel free to ask one of the officials at ringside. They will be happy to answer any questions that you may have. More details will be given to you at your first registration/certification clinic.

After speaking to the Chief of Officials at ringside, he/she will help guide you in preparing for the educational process. The educational process begins with an initial Level 1 certification clinic. This is where it all begins; this clinic will help you in deciding if this is something for you and in what capacity: Timekeeper, Judge, and Referee. A handy "Basic Rules & Hints for Beginning Officials" guide has been developed for this initial step.

This helpful guide can be accessed by going to: [www.usaboxing.org](http://www.usaboxing.org). Click on the "Resources tab". Go to "For Officials". Download and print the "Basic Rules & Hints for Beginning Officials". You will find the basic rules of officiating in this guide along with a practice exam. Next, download and print the "Level 1 Certification Form".

We encourage all new officials to go through this process and to also fill out the Level 1 Certification Form to the best of their ability. Please remember to bring it with you to your initial clinic.

.....  
**PLEASE PRINT CLEARLY AND LEGIBLY**

**Name:** \_\_\_\_\_

**Address:** \_\_\_\_\_

**City:** \_\_\_\_\_ **State:** \_\_\_\_\_ **Zip:** \_\_\_\_\_

**Phone:** \_\_\_\_\_ **Fax** \_\_\_\_\_

**Email Address:** \_\_\_\_\_



## How to Use the Recruitment Form

- **The Chief of Officials of each show will have the announcer make an announcement several times in the first half of the show and just before intermission is to begin.**
- **The announcer will announce; “Anyone interested in becoming an official, please come to ringside during intermission”. Have the person of interest fill out the form.**
- **When the Chief of Official’s of the LBC feels enough names have been collected to have a clinic, the LBC will then hold an Official’s Clinic.**
- **Contact the person of interest to give the date and time of the next Official’s Clinic.**



# USA Boxing, Inc.

## Official's Clinic Request Form

*Requested By:*

Clinician's Name: \_\_\_\_\_ Date: \_\_\_\_\_

Address: \_\_\_\_\_

City: \_\_\_\_\_ State: \_\_\_\_\_ Zip: \_\_\_\_\_

Email: \_\_\_\_\_ Phone Number: \_\_\_\_\_

Clinic Location: \_\_\_\_\_ Date of Clinic: \_\_\_\_\_  
*City/State*

Association: \_\_\_\_\_ LBC # \_\_\_\_\_

Required: \_\_\_\_\_  
*LBC President's Signature* *Date*

Required: \_\_\_\_\_  
*LBC Chief of Officials Signature* *Date*

---

**DO NOT FILL - PORTION TO BE FILLED OUT BY USA BOXING MEMBERSHIP SERVICES**

*Approved By:*

Clinic Control Number: \_\_\_\_\_

---

*USA Boxing Officer's Signature – Membership Services*

---

*Date*

**NOTE: The Clinic Request Form must be submitted to USA Boxing, two weeks or more in advance. It must be signed by the LBC President and LBC Chief of Officials. The form will be rejected if not properly completed, signed and turned in less than two weeks.**



# USA Boxing Official's Certification/Maintenance/Elevation Form

Please print/complete all information clearly and submit to your LBC Chief of Officials.

Incomplete forms will be returned with no action

Date: \_\_\_\_\_ OCN: \_\_\_\_\_

Official's Name: \_\_\_\_\_ Registration # \_\_\_\_\_

Address: \_\_\_\_\_ Apt. \_\_\_\_\_

City: \_\_\_\_\_ State: \_\_\_\_\_ Zip: \_\_\_\_\_

Phone: ( \_\_\_\_\_ ) \_\_\_\_\_ E-mail: \_\_\_\_\_

LBC Name: \_\_\_\_\_ LBC # \_\_\_\_\_

### **Certification – Maintenance – Elevation** (check-off appropriate spaces)

Certification Clinic: \_\_\_\_\_ Maintenance of Current Level Exam: \_\_\_\_\_ Elevation of Level: \_\_\_\_\_

Level 1: \_\_\_\_\_ Level 2: \_\_\_\_\_ Level 3: \_\_\_\_\_ Pass \_\_\_\_\_ Test Score: \_\_\_\_\_ %

Certified as: Clerk: \_\_\_\_\_ Timekeeper: \_\_\_\_\_ Judge: \_\_\_\_\_ Referee: \_\_\_\_\_

Clinician: \_\_\_\_\_ Location: \_\_\_\_\_  
(print name)

### **List Past Registration #'s**

1<sup>st</sup> Previous Year: \_\_\_\_\_

2<sup>nd</sup> Previous Year: \_\_\_\_\_

3<sup>rd</sup> Previous Year: \_\_\_\_\_

### **List Date(s) You Obtained Each Level**

Level 1: \_\_\_\_\_

Level 2: \_\_\_\_\_

Level 3: \_\_\_\_\_

### **Requirements Met In Past 24 Months**

Worked LBC Advancing Tournament Location: \_\_\_\_\_ Date: \_\_\_\_\_

Worked Regional Advancing Tournament Location: \_\_\_\_\_ Date: \_\_\_\_\_

Worked National Advancing Tournament Location: \_\_\_\_\_ Date: \_\_\_\_\_

Official's Signature: \_\_\_\_\_ Date: \_\_\_\_\_

### **All Above Requirements Have Been Met and Verified**

Official has been an active official within the LBC: Yes \_\_\_ No \_\_\_ COO's Initials: \_\_\_\_\_

LBC President: \_\_\_\_\_ Date: \_\_\_\_\_

LBC Chief of Officials: \_\_\_\_\_ Date: \_\_\_\_\_



**NEW LEVEL I OFFICIALS &  
MAINTENANCE CLINIC TRANSMITTAL**  
PLEASE PRINT ALL INFORMATION CLEARLY AND LEGIBLY



DATE: \_\_\_\_\_ OCN: \_\_\_\_\_ LBC NAME: \_\_\_\_\_

NAME OF CLINICIAN(S): \_\_\_\_\_ CLINIC LOCATION: \_\_\_\_\_

Check box that applies and print current registration number

Print Name	Print Complete Address & Contact Number	New	Main.	Current Registration #	R	J	T	C	Score
	ST: CITY/STATE: PHONE:								%
	ST: CITY/STATE: PHONE:								%
	ST: CITY/STATE: PHONE:								%
	ST: CITY/STATE: PHONE:								%
	ST: CITY/STATE: PHONE:								%
	ST: CITY/STATE: PHONE:								%
	ST: CITY/STATE: PHONE:								%
	ST: CITY/STATE: PHONE:								%
	ST: CITY/STATE: PHONE:								%
	ST: CITY/STATE: PHONE:								%
	ST: CITY/STATE: PHONE:								%
	ST: CITY/STATE: PHONE:								%

LEGEND: New – New Official    Main - Maintenance    R – Referee    J – Judge    T – Timekeeper    C – Clerk

Revised: 4/4/10 brv



**LEVEL 2 & 3 OFFICIALS**  
**ELEVATION/MAINTENANCE TRANSMITTAL**  
*PLEASE PRINT ALL INFORMATION CLEARLY AND LEGIBLY*



DATE: \_\_\_\_\_

NAME OF CLINICIAN(S) \_\_\_\_\_

NAME OF TOURNAMENT: \_\_\_\_\_

TOURNAMENT LOCATION: \_\_\_\_\_

Check box that applies and print current registration number

Print Name	Print Complete Address	EL	MA	Current Registration	L2	L3	R	J	T	C	Score
	St: City/State: Phone:										%
	St: City/State: Phone:										%
	St: City/State: Phone:										%
	St: City/State: Phone:										%
	St: City/State: Phone:										%
	St: City/State: Phone:										%
	St: City/State: Phone:										%
	St: City/State: Phone:										%
	St: City/State: Phone:										%

# OFFICIALS REFERRAL FORM

Date: \_\_\_\_\_

To Chief of Officials \_\_\_\_\_ = \_\_\_\_\_  
Year and Event

This is to certify that \_\_\_\_\_ is a LEVEL \_\_\_\_\_  
official and competent to work the tournament listed above.

\_\_\_\_\_ I will: \_\_\_\_\_  
USA Boxing Registration # Referee Judge Timer C/T

### LAST 5 REGIONAL OR NATIONAL EVENTS WORKED:

<u>YEAR</u>	<u>EVENT</u>	<u>LOCATION</u>
_____	_____	_____
_____	_____	_____
_____	_____	_____
_____	_____	_____
_____	_____	_____

LBC PRESIDENT \_\_\_\_\_ DATE: \_\_\_\_\_

LBC CHIEF OF OFFICIALS \_\_\_\_\_ DATE: \_\_\_\_\_

**This form must be legibly signed by both LBC President and Chief of Officials in order for official to be allowed to work**







## USA BOXING Master Official Certification Form

Name: \_\_\_\_\_

Address: \_\_\_\_\_

\_\_\_\_\_

Telephone: Home \_\_\_\_\_ Cell \_\_\_\_\_

Email Address: \_\_\_\_\_

LBC: \_\_\_\_\_ # \_\_\_\_\_ Region: \_\_\_\_\_ # \_\_\_\_\_

Current USA Boxing Official Level: 1 \_\_\_ 2 \_\_\_ 3 \_\_\_ (check one)

Date of Birth: \_\_\_\_\_

I certify that I meet criteria established by USA Boxing, Inc. to be a

\_\_\_\_\_ Master Official.

\_\_\_\_\_ Master AIBA Official.  
(check one)

Return form to:  
USA Boxing  
Attn: Lynette Smith  
1 Olympic Plaza  
Colorado Springs, CO 80909

# Index

<b>Education – Clinics &amp; Testing</b> .....	1
LBC Chief of Officials, Member Official .....	2
Education/Clinics & Testing .....	3, 4
<b>Officials Proficiency Levels</b> .....	5
Level Requirements & Maintenance .....	6, 7
<b>Training Officials – Mentoring &amp; Critiquing</b> .....	8
Training/Mentoring/Critiquing Officials .....	9
<b>Local Boxing Shows Guidelines</b> .....	10
Assigning Officials/Weigh-Ins .....	11
Glove Table .....	12
Competition, After Competition, COO Equipment/Supply Kit .....	13
Weight Differentials .....	14, 15
Boxing Physical Form .....	16
Official Weigh-in Sheet .....	17
Physician’s Report .....	18
Ring Set-up .....	19, 20
Official’s Sign-in Sheet .....	21
Bout Sheet .....	22, 23
Assignment Sheet .....	24 - 26
Scorecards .....	27, 28
Handwrap Specifications .....	29
Referee Evaluation Form .....	30
Restriction Affidavit .....	31, 32
Braces Release Form .....	33
Implant Release Form .....	34
Female Athlete Acknowledgement Form .....	35
<b>Official’s Passbook</b> .....	36 - 42
<b>Miscellaneous Forms</b> .....	43
Recruitment Form .....	44, 45
Clinic Request Form .....	46
Certification/Maintenance Form .....	47
Level 1 Transmittal .....	48
Level 2 Transmittal .....	49
Referral Form .....	50
Official’s Matrix Form .....	51, 52
Master Official’s Form .....	53